


Luminaire Photograph



Light Output Ratio:	57.6%	
Luminaire Power:	11.26 W	
SHR Nominal:	0.50	Calculated using the TM5
SHR Maximum:	0.70	fine grid method.

C Range: 0 - 360DEG
C Interval: 30.0DEG
Test Speed: HIGH
Temperature: 25.3 °C
Operators: zoe
Test Date: 2023-12-27

γ Range: 0 - 180DEG
 γ Interval: 1.0DEG
Test System: EVERFINE GO-SPEX500_V1 SYSTEM V2.00.461
Humidity: 65.0%
Test Distance: 3.160m [K=1.0000]
Remarks: LAMP: BXR-V-DR-1830G-100Z-A-23 Ra: 90
LENS: PM-1103B 36R+DIFFUSER
DRIVER: PUP10A-1WMC-700 500mA
30minutes warm-up

LUMINOUS INTENSITY DISTRIBUTION DIAGRAM

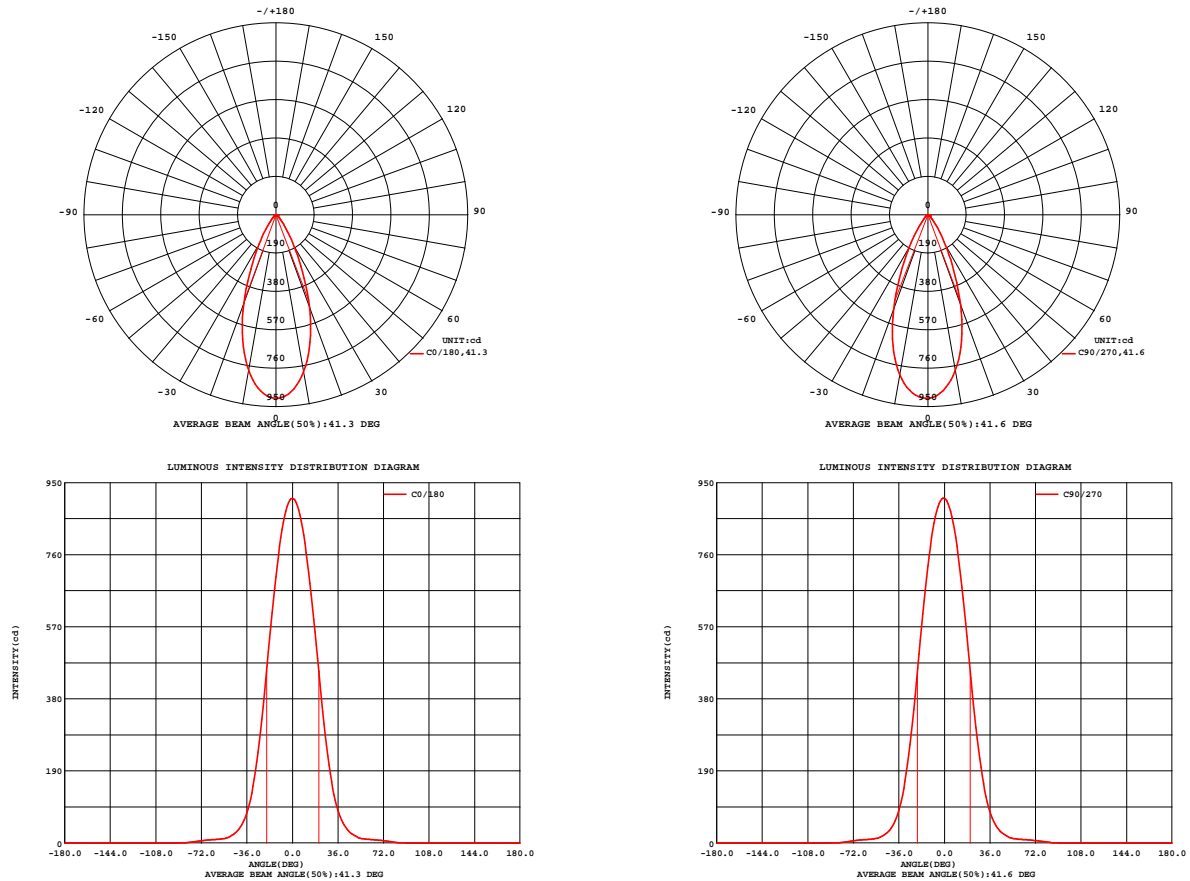


Fig. C0/C180

Fig. C90/C270

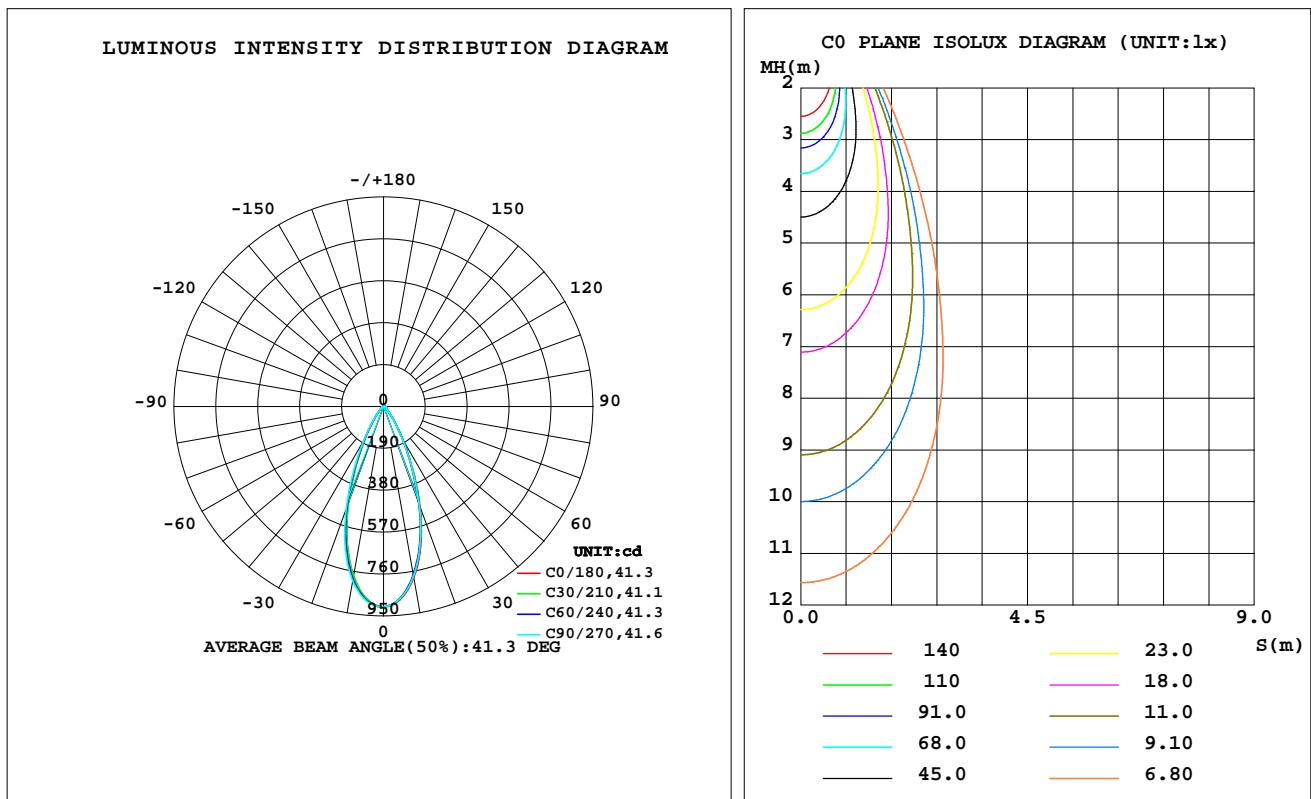
C Range: 0 - 360DEG
C Interval: 30.0DEG
Test Speed: HIGH
Temperature: 25.3 °C
Operators: zoe
Test Date: 2023-12-27

γ Range: 0 - 180DEG
γ Interval: 1.0DEG
Test System: EVERFINE GO-SPEX500_V1 SYSTEM V2.00.461
Humidity: 65.0%
Test Distance: 3.160m [K=1.0000]
Remarks: LAMP: BXR-V-DR-1830G-100Z-A-23 Ra: 90
LENS: PM-1103B 36R+DIFFUSER
DRIVER: PUP10A-1WMC-700 500mA
30minutes warm-up

LUMINAIRE PHOTOMETRIC TEST REPORT

Test:U:120.18V I:0.0949A P:11.260W PF:0.9855 Freq:59.98Hz Lamp Flux:889.25x1 lm		
NAME: 2218.511-LEA-09B-DW	TYPE:	WEIGHT:
SPEC.: 3000K	DIM.:	SERIAL No.: 2312271380
MFR.: RISE	SUR.: 0.001589625m2	Shielding Angle:

DATA OF LAMP		PHOTOMETRIC DATA Eff: 45.46 lm/W			
MODEL	Bridgelux	I _{max} (cd)	908.7	S/MH(C0/180)	0.65
NOMINAL POWER(W)	11	LOR(%)	57.6	S/MH(C90/270)	0.67
RATED VOLTAGE(V)	120	TOTAL FLUX(lm)	511.86	η UP,DN(C0-180)	0.0,28.7
NOMINAL FLUX(lm)	889.25	CIE CLASS	DIRECT	η UP,DN(C180-360)	0.0,28.9
LAMPS INSIDE	1	η up(%)	0.0	CIBSE SHR NOM	0.50
TEST VOLTAGE(V)	120	η down(%)	57.6	CIBSE SHR MAX	0.70



C Range: 0 - 360DEG
C Interval: 30.0DEG
Test Speed: HIGH
Temperature:25.3℃
Operators:zoe
Test Date:2023-12-27

γ Range: 0 - 180DEG
γ Interval: 1.0DEG
Test System:EVERFINE GO-SPEX500_V1 SYSTEM V2.00.461
Humidity:65.0%
Test Distance:3.160m [K=1.0000]
Remarks: LAMP:BXRV-DR-1830G-100Z-A-23 Ra:90
LENS:PM-1103B 36R+DIFFUSER
DRIVER:PUP10A-1WMC-700 500mA
30minutes warm-up

ZONAL FLUX DIAGRAM

ZONAL FLUX DIAGRAM:

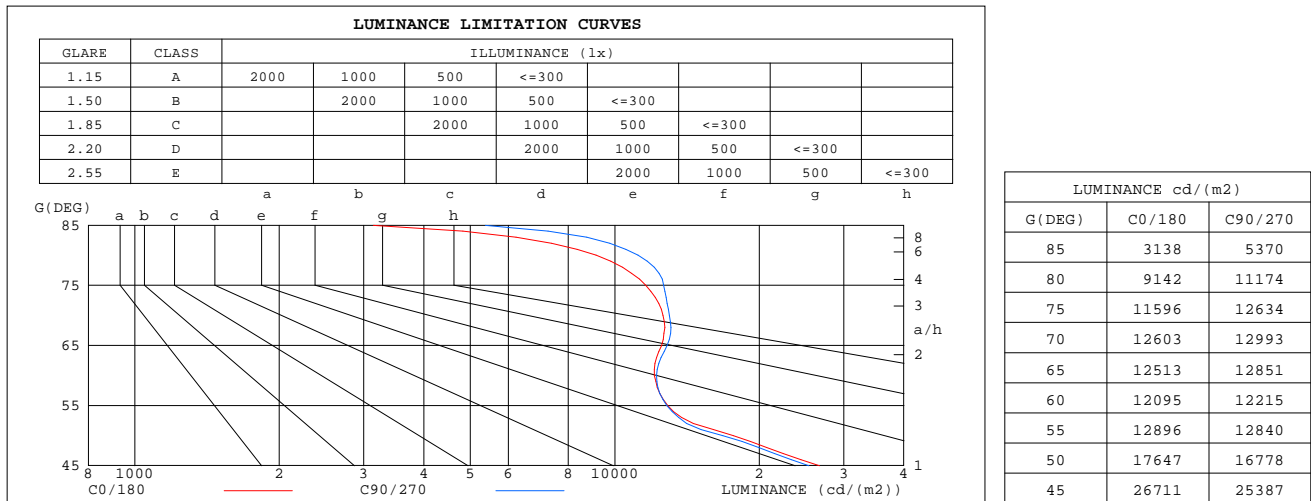
γ	C0	C45	C90	C135	C180	C225	C270	C315	γ	Φ zone	Φ total	%lum,lamp
10	789.2	778.7	782.9	787.5	782.3	789.0	804.5	804.3	0- 10	81.00	81.00	15.8,9.11
20	487.1	474.2	472.3	473.1	466.7	476.2	497.6	502.0	10- 20	178.5	259.5	50.7,29.2
30	182.9	177.3	176.5	175.9	169.0	172.5	184.2	190.5	20- 30	142.1	401.6	78.5,45.2
40	53.60	52.78	51.00	49.68	47.85	48.03	50.48	53.64	30- 40	62.70	464.3	90.7,52.2
50	18.02	17.92	17.15	16.39	15.72	15.86	16.54	17.45	40- 50	23.03	487.3	95.2,54.8
60	9.605	9.654	9.713	9.596	9.285	9.196	9.407	9.558	50- 60	10.67	498.0	97.3,56
70	6.846	6.978	7.067	6.945	6.660	6.394	6.413	6.606	60- 70	8.193	506.2	98.9,56.9
80	2.521	2.902	3.086	2.605	2.343	1.961	1.875	2.109	70- 80	4.897	511.1	99.8,57.5
90	0	0	0	0	0	0	0	0	80- 90	0.7992	511.9	100,57.6
100	0	0	0	0	0	0	0	0	90-100	0	511.9	100,57.6
110	0	0	0	0	0	0	0	0	100-110	0	511.9	100,57.6
120	0	0	0	0	0	0	0	0	110-120	0	511.9	100,57.6
130	0	0	0	0	0	0	0	0	120-130	0	511.9	100,57.6
140	0	0	0	0	0	0	0	0	130-140	0	511.9	100,57.6
150	0	0	0	0	0	0	0	0	140-150	0	511.9	100,57.6
160	0	0	0	0	0	0	0	0	150-160	0	511.9	100,57.6
170	0	0	0	0	0	0	0	0	160-170	0	511.9	100,57.6
180	0	0	0	0	0	0	0	0	170-180	0	511.9	100,57.6
DEG	LUMINOUS INTENSITY:cd									UNIT:lm		

C Range: 0 - 360DEG
C Interval: 30.0DEG
Test Speed: HIGH
Temperature:25.3℃
Operators:zoe
Test Date:2023-12-27

γ Range: 0 - 180DEG
 γ Interval: 1.0DEG
Test System:EVERFINE GO-SPEX500_V1 SYSTEM V2.00.461
Humidity:65.0%
Test Distance:3.160m [K=1.0000]
Remarks: LAMP:BXRV-DR-1830G-100Z-A-23 Ra:90
LENS:PM-1103B 36R+DIFFUSER
DRIVER:PUP10A-1WMC-700 500mA
30minutes warm-up

LUMINANCE LIMITATION CURVES

Test:U:120.18V I:0.0949A P:11.260W PF:0.9855 Freq:59.98Hz Lamp Flux:889.25x1 lm		
NAME: 2218.511-LEA-09B-DW	TYPE:	WEIGHT:
SPEC.: 3000K	DIM.:	SERIAL No.: 2312271380
MFR.: RISE	SUR.: 0.001589625m2	Shielding Angle:



C Range: 0 - 360DEG
C Interval: 30.0DEG
Test Speed: HIGH
Temperature:25.3℃
Operators:zoe
Test Date:2023-12-27

γ Range: 0 - 180DEG
γ Interval: 1.0DEG
Test System:EVERFINE GO-SPEX500_V1 SYSTEM V2.00.461
Humidity:65.0%
Test Distance:3.160m [K=1.0000]
Remarks: LAMP:BXRV-DR-1830G-100Z-A-23 Ra:90
LENS:PM-1103B 36R+DIFFUSER
DRIVER:PUP10A-1WMC-700 500mA
30minutes warm-up

CU AND LUMINAIRE BUDGETARY ESTIMATE DIAGRAM

Test:U:120.18V I:0.0949A P:11.260W PF:0.9855 Freq:59.98Hz
Lamp Flux:889.25x1 lm

NAME: 2218.511-LEA-09B-DW

TYPE:

WEIGHT:

SPEC.: 3000K

DIM.:

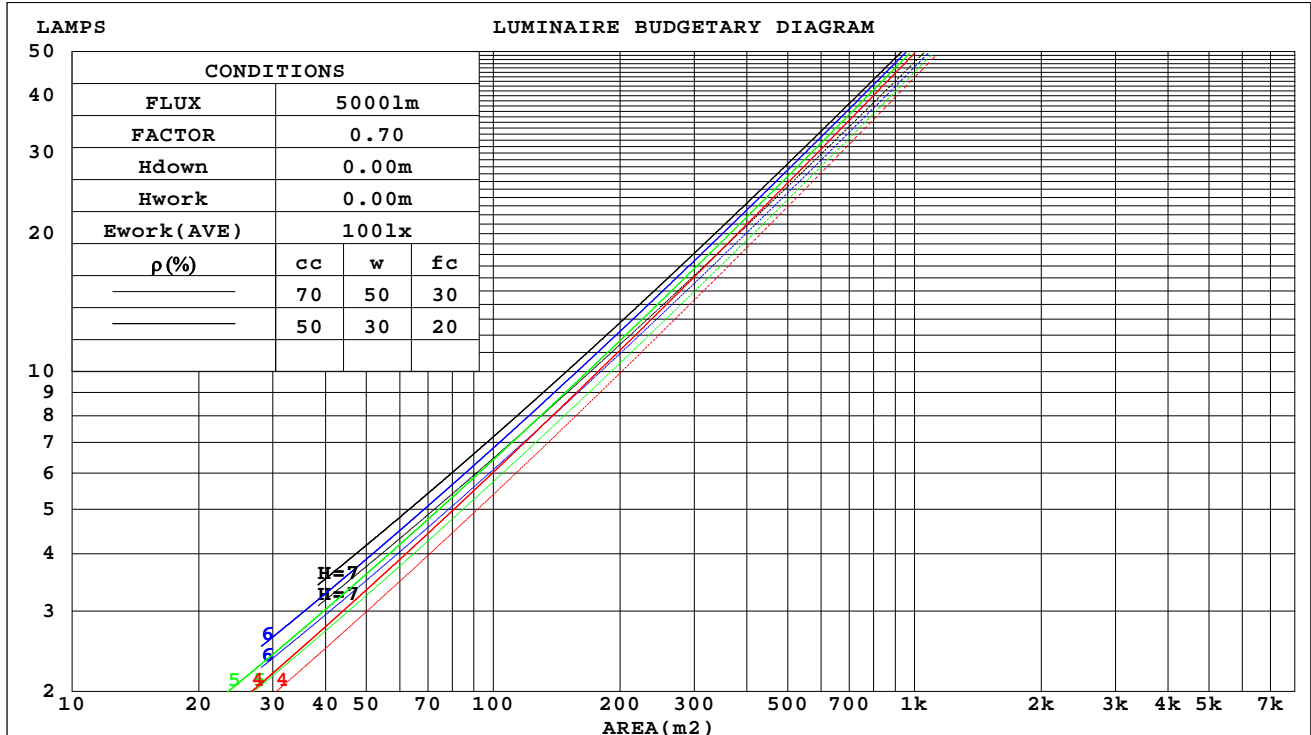
SERIAL No.: 2312271380

MFR.: RISE

SUR.: 0.001589625m2

Shielding Angle:

ρ_{cc}	80%			70%			50%			30%			10%			0
ρ_w	50%	30%	10%	50%	30%	10%	50%	30%	10%	50%	30%	10%	50%	30%	10%	0
ρ_{fc}	20%			20%			20%			20%			20%			0
RCR	RCR:Room Cavity Ratio															



C Range: 0 - 360DEG
C Interval: 30.0DEG
Test Speed: HIGH
Temperature:25.3℃
Operators:zoe
Test Date:2023-12-27

γ Range: 0 - 180DEG
 γ Interval: 1.0DEG
Test System:EVERFINE GO-SPEX500_V1 SYSTEM V2.00.461
Humidity:65.0%
Test Distance:3.160m [K=1.0000]
Remarks: LAMP:BXR-V-DR-1830G-100Z-A-23 Ra:90
LENS:PM-1103B 36R+DIFFUSER
DRIVER:PUP10A-1WMC-700 500mA
30minutes warm-up

WEC AND CCEC

Test:U:120.18V I:0.0949A P:11.260W PF:0.9855 Freq:59.98Hz Lamp Flux:889.25x1 lm		
NAME: 2218.511-LEA-09B-DW	TYPE:	WEIGHT:
SPEC.: 3000K	DIM.:	SERIAL No.: 2312271380
MFR.: RISE	SUR.: 0.001589625m2	Shielding Angle:

pcc	80%			70%			50%			30%			10%			0
pw	50%	30%	10%	50%	30%	10%	50%	30%	10%	50%	30%	10%	50%	30%	10%	0
pfc	20%			20%			20%			20%			20%			0
RCR	RCR:Room Cavity Ratio						Wall Exitance Coefficients(WEC)									
0.0																
1.0	.102	.058	.018	.098	.056	.018	.091	.052	.017	.084	.048	.016	.078	.045	.015	
2.0	.096	.053	.016	.093	.051	.016	.087	.048	.015	.081	.046	.014	.076	.043	.014	
3.0	.091	.048	.014	.088	.047	.014	.083	.045	.014	.078	.043	.013	.074	.041	.013	
4.0	.086	.045	.013	.083	.044	.013	.079	.042	.012	.075	.040	.012	.071	.039	.012	
5.0	.081	.041	.012	.079	.041	.012	.075	.039	.012	.072	.038	.011	.068	.036	.011	
6.0	.077	.039	.011	.075	.038	.011	.072	.037	.011	.069	.036	.010	.066	.035	.010	
7.0	.073	.036	.010	.072	.036	.010	.069	.035	.010	.066	.034	.010	.063	.033	.010	
8.0	.070	.034	.010	.068	.034	.010	.066	.033	.009	.063	.032	.009	.061	.031	.009	
9.0	.067	.032	.009	.065	.032	.009	.063	.031	.009	.061	.030	.009	.059	.030	.009	
10.0	.064	.031	.008	.063	.030	.008	.061	.030	.008	.059	.029	.008	.057	.028	.008	

pcc	80%			70%			50%			30%			10%			0	
pw	50%	30%	10%	50%	30%	10%	50%	30%	10%	50%	30%	10%	50%	30%	10%	0	
pfc	20%			20%			20%			20%			20%			0	
RCR	RCR:Room Cavity Ratio						Ceiling Cavity Exitance Coefficients(CCEC)										
0.0	.110	.110	.110	.094	.094	.094	.064	.064	.064	.037	.037	.037	.012	.012	.012		
1.0	.098	.091	.083	.084	.078	.072	.058	.053	.050	.033	.031	.029	.011	.010	.009		
2.0	.090	.076	.065	.077	.066	.056	.053	.045	.039	.030	.026	.023	.010	.009	.007		
3.0	.082	.065	.052	.070	.056	.045	.048	.039	.032	.028	.023	.019	.009	.007	.006		
4.0	.076	.057	.042	.065	.049	.037	.045	.034	.026	.026	.020	.015	.008	.007	.005		
5.0	.071	.050	.035	.061	.043	.030	.042	.030	.021	.024	.018	.013	.008	.006	.004		
6.0	.066	.045	.029	.057	.039	.025	.039	.027	.018	.023	.016	.011	.007	.005	.004		
7.0	.062	.040	.025	.054	.035	.022	.037	.024	.015	.022	.014	.009	.007	.005	.003		
8.0	.059	.037	.021	.051	.032	.019	.035	.022	.013	.020	.013	.008	.007	.004	.003		
9.0	.056	.034	.018	.048	.029	.016	.033	.020	.011	.019	.012	.007	.006	.004	.002		
10.0	.053	.031	.016	.046	.027	.014	.032	.019	.010	.019	.011	.006	.006	.004	.002		

C Range: 0 - 360DEG
C Interval: 30.0DEG
Test Speed: HIGH
Temperature:25.3℃
Operators:zoe
Test Date:2023-12-27

γ Range: 0 - 180DEG
γ Interval: 1.0DEG
Test System:EVERFINE GO-SPEX500_V1 SYSTEM V2.00.461
Humidity:65.0%
Test Distance:3.160m [K=1.0000]
Remarks: LAMP:BXRV-DR-1830G-100Z-A-23 Ra:90
LENS:PM-1103B 36R+DIFFUSER
DRIVER:PUP10A-1WMC-700 500mA
30minutes warm-up

UGR(Unified Glare Rating) Table

Test:U:120.18V I:0.0949A P:11.260W PF:0.9855 Freq:59.98Hz Lamp Flux:889.25x1 lm											
NAME: 2218.511-LEA-09B-DW					TYPE:			WEIGHT:			
SPEC.: 3000K					DIM.:			SERIAL No.: 2312271380			
MFR.: RISE					SUR.: 0.001589625m2			Shielding Angle:			
ceiling/cavity	0.7	0.7	0.5	0.5	0.3	0.7	0.7	0.5	0.5	0.3	
walls	0.5	0.3	0.5	0.3	0.3	0.5	0.3	0.5	0.3	0.3	
working plane	0.2	0.2	0.2	0.2	0.2	0.2	0.2	0.2	0.2	0.2	
Room dimensions		Viewed crosswise					Viewed endwise				
x = 2H y = 2H	2H	19.0	19.9	19.2	20.0	20.2	18.8	19.7	19.0	19.9	20.0
	3H	19.6	20.4	19.8	20.6	20.8	19.5	20.3	19.7	20.5	20.7
	4H	19.9	20.7	20.2	20.9	21.1	19.8	20.6	20.1	20.9	21.1
	6H	20.1	20.8	20.4	21.1	21.3	20.1	20.9	20.4	21.1	21.4
	8H	20.1	20.8	20.4	21.1	21.4	20.2	20.9	20.5	21.2	21.4
	12H	20.1	20.8	20.4	21.1	21.3	20.2	20.9	20.5	21.2	21.4
4H	2H	19.1	19.9	19.4	20.1	20.3	18.9	19.7	19.2	19.9	20.1
	3H	19.9	20.6	20.3	20.9	21.2	19.8	20.5	20.2	20.8	21.1
	4H	20.4	21.0	20.7	21.3	21.6	20.4	21.0	20.7	21.3	21.6
	6H	20.7	21.2	21.1	21.6	21.9	20.8	21.3	21.2	21.7	22.0
	8H	20.8	21.3	21.1	21.6	22.0	20.9	21.4	21.3	21.8	22.1
	12H	20.7	21.2	21.1	21.6	22.0	20.9	21.4	21.3	21.7	22.1
8H	4H	20.5	21.1	20.9	21.4	21.8	20.5	21.0	20.9	21.4	21.8
	6H	21.0	21.4	21.4	21.8	22.2	21.0	21.5	21.5	21.9	22.3
	8H	21.0	21.4	21.5	21.8	22.3	21.2	21.6	21.7	22.0	22.4
	12H	21.0	21.4	21.5	21.8	22.3	21.2	21.6	21.7	22.0	22.5
12H	4H	20.5	21.0	20.9	21.4	21.8	20.5	21.0	20.9	21.3	21.7
	6H	21.0	21.3	21.4	21.8	22.2	21.1	21.4	21.5	21.8	22.3
	8H	21.1	21.4	21.5	21.8	22.3	21.2	21.6	21.7	22.0	22.5
Variations with the observer position at spacings(CIE Pub.117):											
S = 1.0H	+ 1.1 / - 1.2					+ 0.9 / - 1.0					
1.5H	+ 2.2 / - 1.2					+ 2.0 / - 1.0					
2.0H	+ 1.5 / - 0.6					+ 1.2 / - 0.5					

CIE Pub.117, 889.3 lm Total Lamp Luminous Flux Correct (8log(F/F0) = -0.4)
Area: 0.00158963 m2

C Range: 0 - 360DEG
C Interval: 30.0DEG
Test Speed: HIGH
Temperature:25.3℃
Operators:zoe
Test Date:2023-12-27

γ Range: 0 - 180DEG
γ Interval: 1.0DEG
Test System:EVERFINE GO-SPEX500_V1 SYSTEM V2.00.461
Humidity:65.0%
Test Distance:3.160m [K=1.0000]
Remarks: LAMP:BXRV-DR-1830G-100Z-A-23 Ra:90
LENS:PM-1103B 36R+DIFFUSER
DRIVER:PUP10A-1WMC-700 500mA
30minutes warm-up

UTILIZATION FACTORS TABLE

Test:U:120.18V I:0.0949A P:11.260W PF:0.9855 Freq:59.98Hz Lamp Flux:889.25x1 lm		
NAME: 2218.511-LEA-09B-DW	TYPE:	WEIGHT:
SPEC.: 3000K	DIM.:	SERIAL No.: 2312271380
MFR.: RISE	SUR.: 0.001589625m2	Shielding Angle:

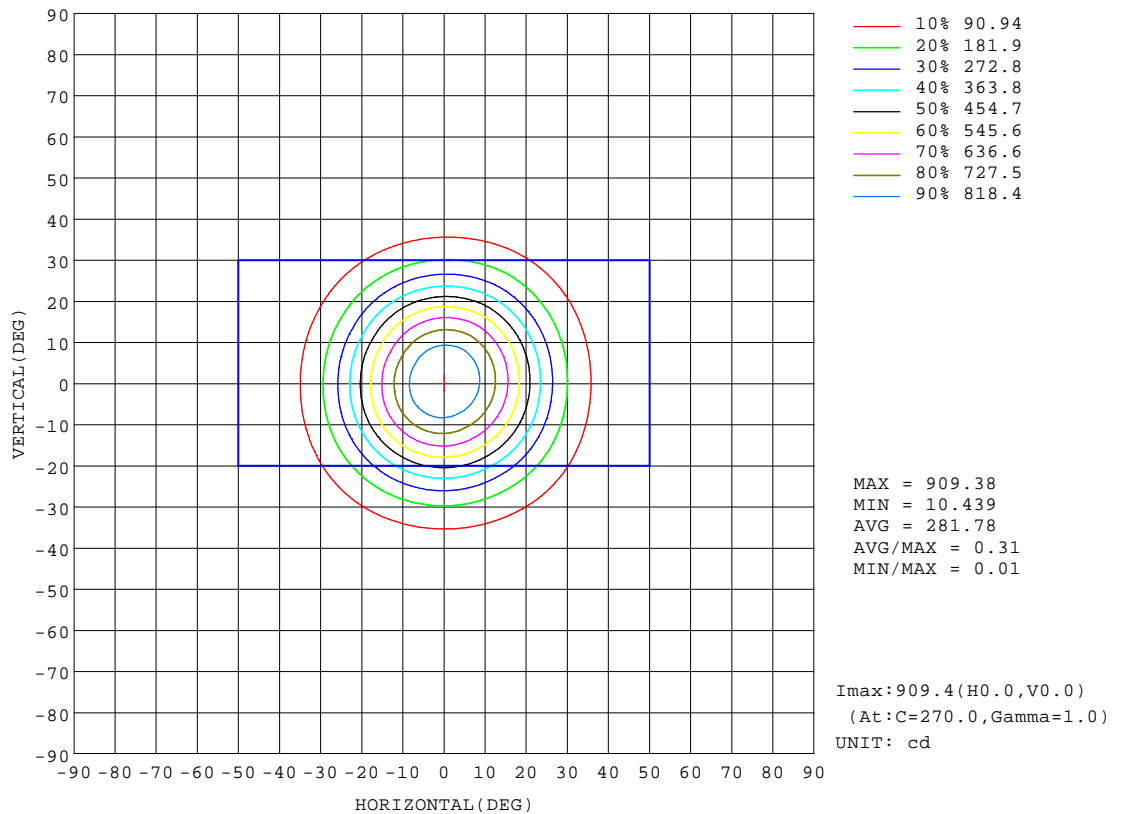
REFLECTANCE										
Ceiling	0.8	0.8	0.8	0.7	0.7	0.7	0.5	0.5	0.5	0
Walls	0.7	0.5	0.3	0.7	0.5	0.3	0.7	0.5	0.3	0
Working plane	0.2	0.2	0.2	0.2	0.2	0.2	0.2	0.2	0.2	0
ROOM INDEX	UTILIZATION FACTORS(PERCENT) $k(RI) \times RCR = 5$									
k = 0.60	49	46	43	49	46	43	49	45	43	41
0.80	54	50	48	53	50	48	53	50	48	45
1.00	56	53	51	56	53	51	55	53	50	48
1.25	59	56	53	58	55	53	57	55	53	50
1.50	60	57	55	60	57	55	58	56	54	52
2.00	62	59	58	61	59	57	60	58	56	53
2.50	63	61	59	62	60	58	60	59	57	54
3.00	64	62	60	63	61	60	61	60	58	55
4.00	65	64	62	64	63	61	62	61	60	56
5.00	66	65	64	65	64	63	62	62	61	56
ROOM INDEX	UF(total)									Direct
According to DIN EN 13032-2 2004			Suspended					SHRNOM = 1.25		

C Range: 0 - 360DEG
C Interval: 30.0DEG
Test Speed: HIGH
Temperature:25.3℃
Operators:zoe
Test Date:2023-12-27

γ Range: 0 - 180DEG
γ Interval: 1.0DEG
Test System:EVERFINE GO-SPEX500_V1 SYSTEM V2.00.461
Humidity:65.0%
Test Distance:3.160m [K=1.0000]
Remarks: LAMP:BXRV-DR-1830G-100Z-A-23 Ra:90
LENS:PM-1103B 36R+DIFFUSER
DRIVER:PUP10A-1WMC-700 500mA
30minutes warm-up

ISOCANDELA DIAGRAM

Test:U:120.18V I:0.0949A P:11.260W PF:0.9855 Freq:59.98Hz Lamp Flux:889.25x1 lm		
NAME: 2218.511-LEA-09B-DW	TYPE:	WEIGHT:
SPEC.: 3000K	DIM.:	SERIAL No.: 2312271380
MFR.: RISE	SUR.: 0.001589625m2	Shielding Angle:

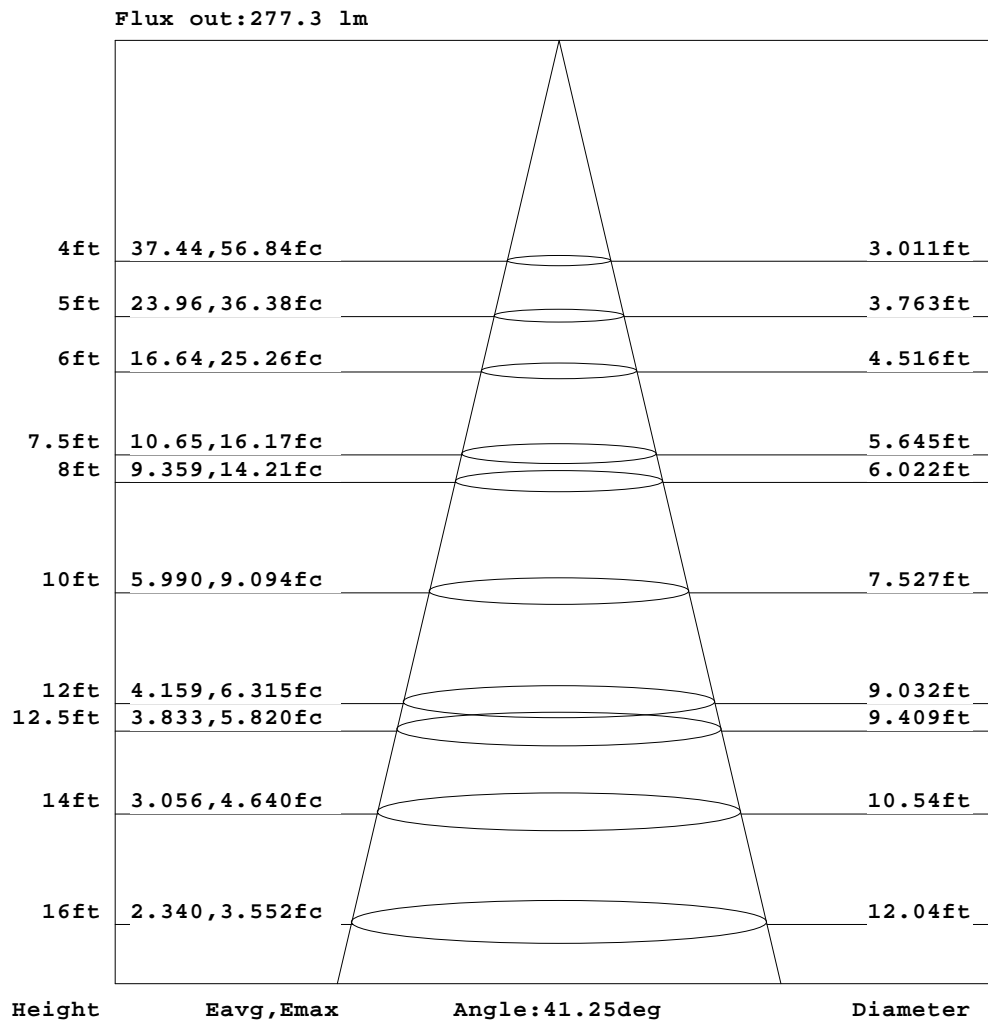


C Range: 0 - 360DEG
C Interval: 30.0DEG
Test Speed: HIGH
Temperature:25.3℃
Operators:zoe
Test Date:2023-12-27

γ Range: 0 - 180DEG
γ Interval: 1.0DEG
Test System:EVERFINE GO-SPEX500_V1 SYSTEM V2.00.461
Humidity:65.0%
Test Distance:3.160m [K=1.0000]
Remarks: LAMP:BXRV-DR-1830G-100Z-A-23 Ra:90
LENS:PM-1103B 36R+DIFFUSER
DRIVER:PUP10A-1WMC-700 500mA
30minutes warm-up

AAI Figure

Test:U:120.18V I:0.0949A P:11.260W PF:0.9855 Freq:59.98Hz Lamp Flux:889.25x1 lm		
NAME: 2218.511-LEA-09B-DW	TYPE:	WEIGHT:
SPEC.: 3000K	DIM.:	SERIAL No.: 2312271380
MFR.: RISE	SUR.: 0.001589625m2	Shielding Angle:



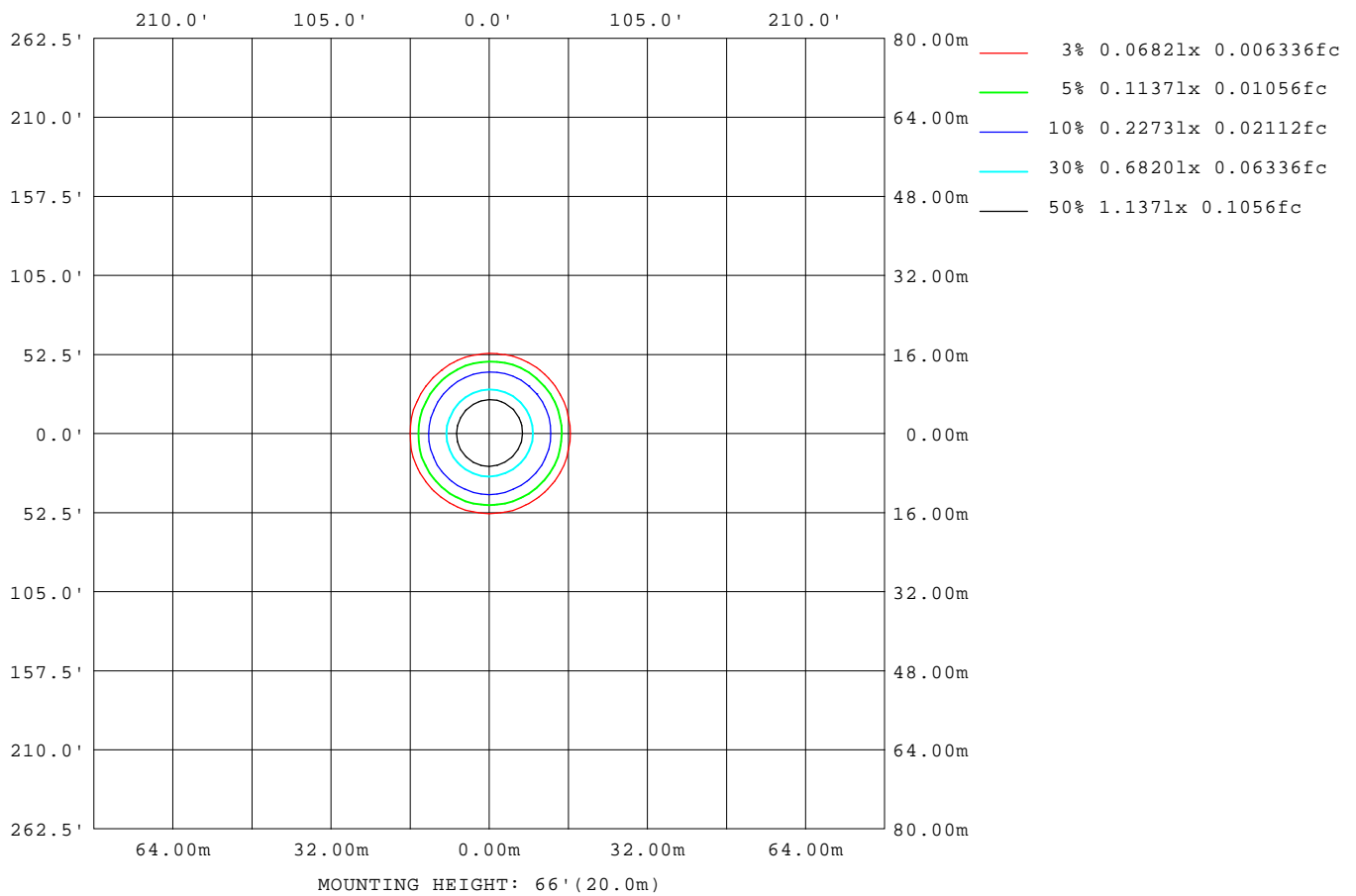
Note: The Curves indicate the illuminated area and the average illumination when the luminaire is at different distance.

C Range: 0 - 360DEG
C Interval: 30.0DEG
Test Speed: HIGH
Temperature: 25.3°C
Operators: zoe
Test Date: 2023-12-27

γ Range: 0 - 180DEG
γ Interval: 1.0DEG
Test System: EVERFINE GO-SPEX500_V1 SYSTEM V2.00.461
Humidity: 65.0%
Test Distance: 3.160m [K=1.0000]
Remarks: LAMP: BXR-V-DR-1830G-100Z-A-23 Ra: 90
LENS: PM-1103B 36R+DIFFUSER
DRIVER: PUP10A-1WMC-700 500mA
30minutes warm-up

ISOLUX DIAGRAM

Test:U:120.18V I:0.0949A P:11.260W PF:0.9855 Freq:59.98Hz Lamp Flux:889.25x1 lm		
NAME: 2218.511-LEA-09B-DW	TYPE:	WEIGHT:
SPEC.: 3000K	DIM.:	SERIAL No.: 2312271380
MFR.: RISE	SUR.: 0.001589625m2	Shielding Angle:



C Range: 0 - 360DEG
C Interval: 30.0DEG
Test Speed: HIGH
Temperature:25.3℃
Operators:zoe
Test Date:2023-12-27

γ Range: 0 - 180DEG
γ Interval: 1.0DEG
Test System:EVERFINE GO-SPEX500_V1 SYSTEM V2.00.461
Humidity:65.0%
Test Distance:3.160m [K=1.0000]
Remarks: LAMP:BXRV-DR-1830G-100Z-A-23 Ra:90
LENS:PM-1103B 36R+DIFFUSER
DRIVER:PUP10A-1WMC-700 500mA
30minutes warm-up

LED Avg.L Report

Test:U:120.18V I:0.0949A P:11.260W PF:0.9855 Freq:59.98Hz Lamp Flux:889.25x1 lm		
NAME: 2218.511-LEA-09B-DW	TYPE:	WEIGHT:
SPEC.: 3000K	DIM.:	SERIAL No.: 2312271380
MFR.: RISE	SUR.: 0.001589625m2	Shielding Angle:

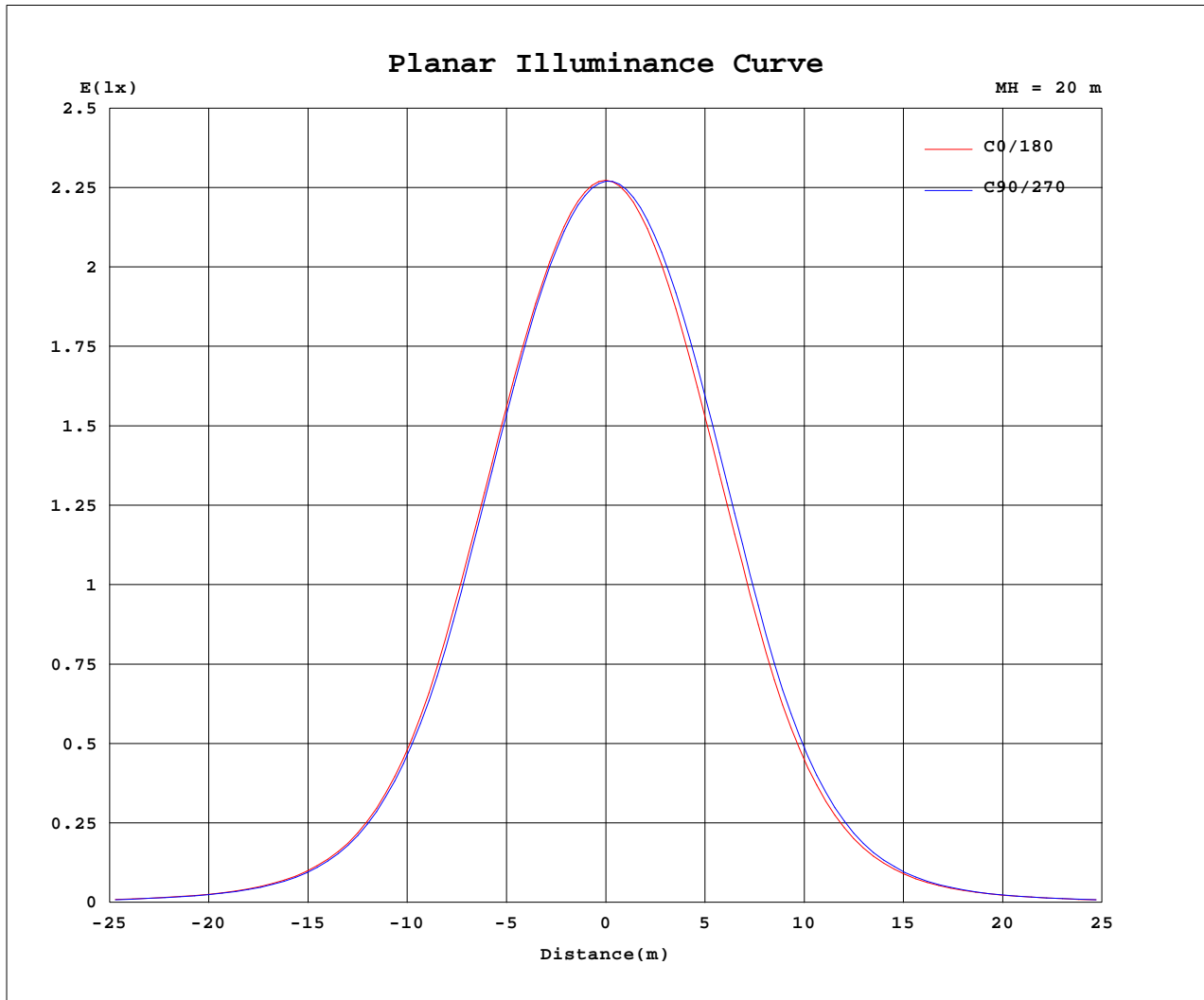
AvgL	cd/m2
L_0~180(65)av	12399
L_0~180(75)av	11351
L_0~180(85)av	2685
L_90~270(65)av	12573
L_90~270(75)av	11378
L_90~270(85)av	2987
L_45(65)av	12480
L_45(75)av	11392
L_45(85)av	2804

Standard: GB/T 29293-2012

C Range: 0 - 360DEG
C Interval: 30.0DEG
Test Speed: HIGH
Temperature:25.3℃
Operators:zoe
Test Date:2023-12-27

γ Range: 0 - 180DEG
γ Interval: 1.0DEG
Test System:EVERFINE GO-SPEX500_V1 SYSTEM V2.00.461
Humidity:65.0%
Test Distance:3.160m [K=1.0000]
Remarks: LAMP:BXRV-DR-1830G-100Z-A-23 Ra:90
LENS:PM-1103B 36R+DIFFUSER
DRIVER:PUP10A-1WMC-700 500mA
30minutes warm-up

Planar Illuminance Curve



C Range: 0 - 360DEG
 C Interval: 30.0DEG
 Test Speed: HIGH
 Temperature: 25.3 °C
 Operators: zoe
 Test Date: 2023-12-27

γ Range: 0 - 180DEG
 γ Interval: 1.0DEG
 Test System: EVERFINE GO-SPEX500_V1 SYSTEM V2.00.461
 Humidity: 65.0%
 Test Distance: 3.160m [K=1.0000]
 Remarks: LAMP: BXRV-DR-1830G-100Z-A-23 Ra: 90
 LENS: PM-1103B 36R+DIFFUSER
 DRIVER: PUP10A-1WMC-700 500mA
 30minutes warm-up

LUMINOUS DISTRIBUTION INTENSITY DATA

Test:U:120.18V I:0.0949A P:11.260W PF:0.9855 Freq:59.98Hz Lamp Flux:889.25x1 lm		
NAME: 2218.511-LEA-09B-DW	TYPE:	WEIGHT:
SPEC.: 3000K	DIM.:	SERIAL No.: 2312271380
MFR.: RISE	SUR.: 0.001589625m2	Shielding Angle:

Table--1

UNIT: cd

C(DEG) γ (DEG)	0	30	60	90	120	150	180	210	240	270	300	330						
0	909	909	909	909	909	909	909	909	909	909	909	909						
5	878	875	872	873	875	877	875	877	882	886	886	882						
10	789	781	776	783	787	788	782	783	795	805	809	800						
15	654	644	637	644	648	647	639	639	656	670	677	667						
20	487	479	470	472	473	473	467	467	485	498	506	498						
25	314	309	300	303	305	303	296	296	310	320	328	322						
30	183	180	174	177	177	175	169	168	177	184	192	189						
35	99.2	99.2	95.0	95.2	94.5	93.4	90.1	89.8	93.3	97.2	103	101						
40	53.6	53.8	51.8	51.0	50.1	49.3	47.9	47.3	48.8	50.5	53.5	53.8						
45	30.0	30.3	29.4	28.5	27.7	27.3	26.6	26.3	26.9	27.4	28.9	29.5						
50	18.0	18.2	17.6	17.2	16.6	16.2	15.7	15.6	16.1	16.5	17.3	17.6						
55	11.7	11.8	11.7	11.7	11.6	11.4	11.0	10.9	11.1	11.4	11.5	11.6						
60	9.60	9.64	9.67	9.71	9.67	9.52	9.28	9.14	9.25	9.41	9.54	9.58						
65	8.40	8.47	8.56	8.64	8.63	8.50	8.26	8.09	8.14	8.26	8.33	8.35						
70	6.85	6.95	7.01	7.07	7.01	6.88	6.66	6.42	6.37	6.41	6.54	6.68						
75	4.77	5.04	5.16	5.20	5.15	4.95	4.57	4.26	4.15	4.16	4.29	4.49						
80	2.52	2.82	2.98	3.09	2.49	2.72	2.34	2.02	1.90	1.87	2.00	2.22						
85	0.43	0.66	0.76	0.74	0.60	0.55	0.31	0.14	0.09	0.08	0.10	0.21						
90	0.00	0.00	0.00	0.00	0.00	0.00	0.00	0.00	0.00	0.00	0.00	0.00						
95	0.00	0.00	0.00	0.00	0.00	0.00	0.00	0.00	0.00	0.00	0.00	0.00						
100	0.00	0.00	0.00	0.00	0.00	0.00	0.00	0.00	0.00	0.00	0.00	0.00						
105	0.00	0.00	0.00	0.00	0.00	0.00	0.00	0.00	0.00	0.00	0.00	0.00						
110	0.00	0.00	0.00	0.00	0.00	0.00	0.00	0.00	0.00	0.00	0.00	0.00						
115	0.00	0.00	0.00	0.00	0.00	0.00	0.00	0.00	0.00	0.00	0.00	0.00						
120	0.00	0.00	0.00	0.00	0.00	0.00	0.00	0.00	0.00	0.00	0.00	0.00						
125	0.00	0.00	0.00	0.00	0.00	0.00	0.00	0.00	0.00	0.00	0.00	0.00						
130	0.00	0.00	0.00	0.00	0.00	0.00	0.00	0.00	0.00	0.00	0.00	0.00						
135	0.00	0.00	0.00	0.00	0.00	0.00	0.00	0.00	0.00	0.00	0.00	0.00						
140	0.00	0.00	0.00	0.00	0.00	0.00	0.00	0.00	0.00	0.00	0.00	0.00						
145	0.00	0.00	0.00	0.00	0.00	0.00	0.00	0.00	0.00	0.00	0.00	0.00						
150	0.00	0.00	0.00	0.00	0.00	0.00	0.00	0.00	0.00	0.00	0.00	0.00						
155	0.00	0.00	0.00	0.00	0.00	0.00	0.00	0.00	0.00	0.00	0.00	0.00						
160	0.00	0.00	0.00	0.00	0.00	0.00	0.00	0.00	0.00	0.00	0.00	0.00						
165	0.00	0.00	0.00	0.00	0.00	0.00	0.00	0.00	0.00	0.00	0.00	0.00						
170	0.00	0.00	0.00	0.00	0.00	0.00	0.00	0.00	0.00	0.00	0.00	0.00						
175	0.00	0.00	0.00	0.00	0.00	0.00	0.00	0.00	0.00	0.00	0.00	0.00						
180	0.00	0.00	0.00	0.00	0.00	0.00	0.00	0.00	0.00	0.00	0.00	0.00						

C Range: 0 - 360DEG
C Interval: 30.0DEG
Test Speed: HIGH
Temperature:25.3℃
Operators:zoe
Test Date:2023-12-27

γ Range: 0 - 180DEG
γ Interval: 1.0DEG
Test System:EVERFINE GO-SPEX500_V1 SYSTEM V2.00.461
Humidity:65.0%
Test Distance:3.160m [K=1.0000]
Remarks: LAMP:BXRV-DR-1830G-100Z-A-23 Ra:90
LENS:PM-1103B 36R+DIFFUSER
DRIVER:PUP10A-1WMC-700 500mA
30minutes warm-up